

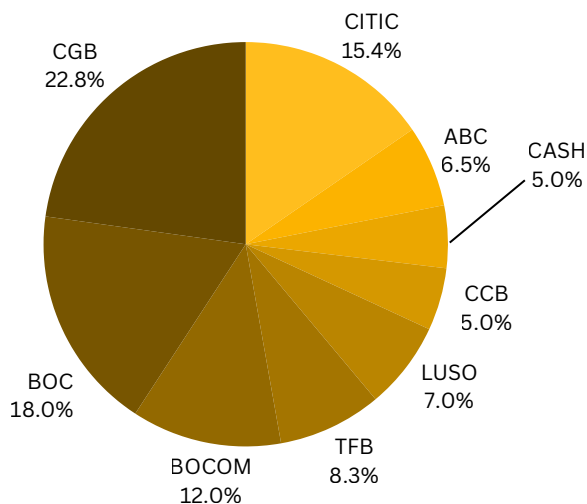
Important Information: Investors should not solely rely on this document to make any investment decision. Please refer to the Informative Prospectus and Management Regulation in detail (including the full text of risk factors stated therein) regarding the Fund. If you have any questions about the information in this document, please seek independent professional advice.

Risk Alert: Investment involves risks. The Fund involves risks including, but not limited to, markets risk, risks associated with bank deposits, concentration risk, sovereign debt risk, currency risk, restrictions of the Fund on redemptions, etc. Past performance is not indicative of future performance. Investors may not get back the full amount of capital invested or may suffer significant loss. Investors should not solely rely on this document to make any investment decision. Please refer to the Management Regulation, including the full text of "Risk Factors" about the Fund. Management Regulation of the Fund and other reports can be downloaded from Fund Manager's website at <http://www.apfund.mo>. If you have any questions about the information of this document, please seek independent professional advice.

Investment Objective

The investment objective is to invest in short-term bank deposits with state-owned credit institutions and renowned local credit institutions. The Fund's primary objective is to preserve capital, achieve better returns and ensure the ready availability of funds.

Portfolio Allocation



Yield to Maturity (YTM)¹

2.49%

(As of 30 June 2026)

Weighted Average Maturity (WAM) 44.91 Days

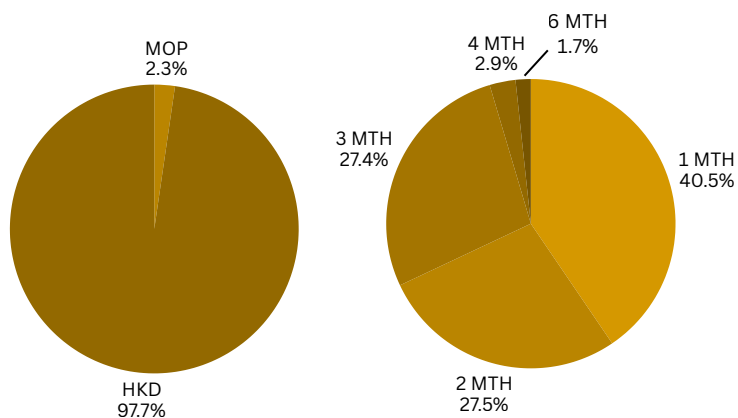
Weighted Average Life (WAL) 44.91 Days

1. The Yield to Maturity (YTM) does not deduct any fees, including but not limited to management fees, custodian fees and fund administration fees, etc. The data is for reference only and does not represent future performance as well as actual performance. The YTM is calculated based on the current price of the underlying asset when held until maturity, assuming timely payment of all interest and principal.

Fund Information

Fund Manager	A&P Investment Fund Management Company Limited
Fund Size (AUM)	MOP 497.13 million
Subscription Fee	0.10%
Management Fee	0.20% p.a.
Redemption Fee	Nil
Base Currency	MOP
Dividend Payout	Accumulative
Dealing Frequency	Daily
Min. Subscription	5,000 MOP / HKD (Initial)
Min. Subscription	500 MOP / HKD (Subsequent)
Distributor	Bank of China, Bank of Communications

Assets Allocation



Unit Class

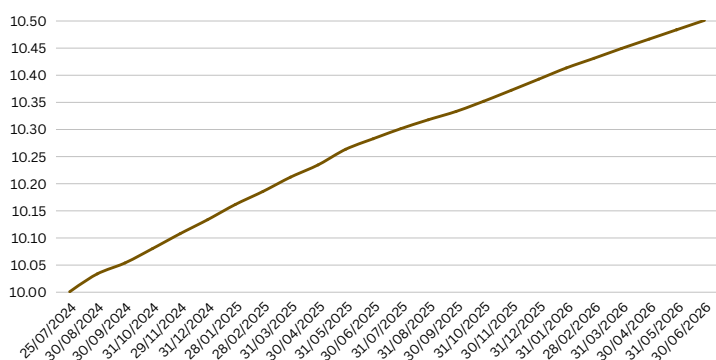
Class	Establishment Date	NAV per unit (As of 30 June 2026)	ISIN
A1 (MOP)	25 Jul 2024	MOP 10.5011	MO0000000360
A2 (HKD)	19 Dec 2025	HKD 10.1894	MO0000000550

Historical Performance

Class	Annualized Return			
	YTD (From 1 Jan 2026)	3-months	1-year	Since Launch
A1 (MOP)	2.09%	1.96%	2.12%	2.59%

Fund Performance Chart

A1 Class NAV (in MOP)²



2. A2 (HKD) Class does not have a dedicated performance chart currently. Investors may refer to information on all unit classes available on Fund Manager's website at <https://apfund.mo/zh/funds/ap-macau-patacas-money-market-fund/>. Unless otherwise specified, all information is sourced from A&P Investment Fund Management Company Limited.



Issuer and Fund Manager

A&P Investment Fund Management Company Limited

- Website : <http://www.apfund.mo>
- Wechat Official Account : AP 基金 澳門
- Email : support@apfund.mo
- Tel : +853 2830 8796